

# WE'RE FOR FARMERS.

AUGERS & BINS



BEING A UFA MEMBER MEANS YOU COULD EARN PATRONAGE ON MANY PURCHASES YOU MAKE TO GROW HEALTHY CROPS:  
**THAT'S A PLUS.**

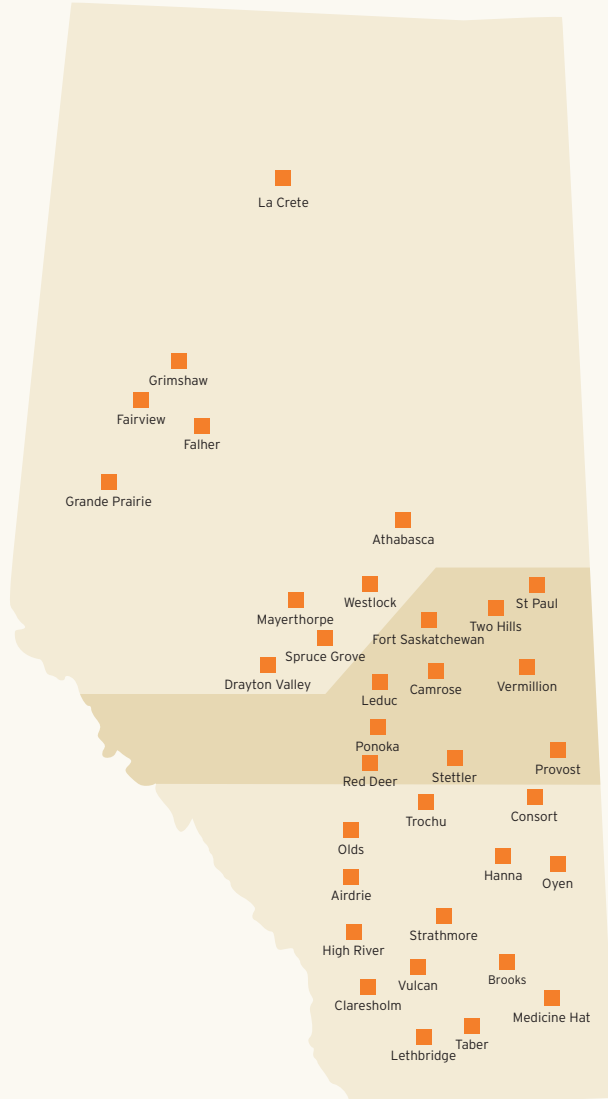


# SALES SUPPORT SPECIALIST REGIONS

North
3005 Athabasca
3013 Drayton Valley
3014 Fairview
3015 Falher
3019 Grande Prairie
3020 Grimshaw
3025 La Crete
3031 Mayerthorpe
3041 Spruce Grove
3050 Westlock

Central
3008 Camrose
3016 Fort Saskatchewan
3027 Leduc
3038 Provost
3042 Stettler
3045 Vermillion
3053 Two Hills
3058 St Paul
3069 Ponoka
3070 Red Deer

South
3006 Brooks
3009 Claresholm
3010 Consort
3021 Hanna
3023 High River
3030 Lethbridge
3032 Medicine Hat
3034 Olds
3036 Oyen
3043 Strathmore
3044 Taber
3047 Vulcan
3051 Trochu
3066 Airdrie



# WHAT TO CONSIDER WHEN CHOOSING AN AUGER

What is the current count of working bins in the yard? \_\_\_\_\_

Are they the same height? \_\_\_\_\_

Is the yard sloped, and by how much? \_\_\_\_\_

Are there or will there be concrete pads and what is the depth to eaves height? \_\_\_\_\_

How many bushels per hour are going to be moved? \_\_\_\_\_

Additional Notes \_\_\_\_\_

\_\_\_\_\_

\_\_\_\_\_

## AUGER BY CROP TYPE

WHAT COMMODITY ARE YOU LOOKING TO MOVE?	ARE YOU LOOKING TO FILL OR EMPTY YOUR BIN?	POSSIBLE OUTCOMES
GRAIN, CANOLA, FERTILIZER	FILL	<ul style="list-style-type: none"> <li>• SWING AUGER</li> <li>• U-TROUGH AUGER</li> <li>• CONVEYOR</li> </ul>
GRAIN, CANOLA, FERTILIZER	EMPTY	<ul style="list-style-type: none"> <li>• TRUCK LOAD AUGER</li> <li>• UTILITY AUGER</li> <li>• U-TROUGH AUGER</li> <li>• TRUCKLOAD CONVEYOR</li> </ul>
PEAS	EMPTY	<ul style="list-style-type: none"> <li>• U-TROUGH AUGER</li> </ul>
OTHER	OTHER	<ul style="list-style-type: none"> <li>• TRANSFER AUGER</li> </ul>

# FX4 SP CONVEYOR

AGI Westfield

The FX4 SP is built to move. With a trusted mover kit, it delivers efficient, on-the-go grain handling from bin to truck. Bushel capacity of up to 8000 bu/hr. Conveyors are versatile, they can handle a wide range of materials like grain, fertilizer and feed. Gentle on crops like grains and seed, reducing damage and preserving quality of the product.



## STANDARD OFFERING:

- No-nonsense discharge hood - Grain flows straight down from the spout
- Pinch Roller design - allows for easier assembly, better belt traction and improved efficiency
- Gas over hydraulic with a 37HP Vanguard engine
- Self Propelled mover kit
- Hydraulic steering and rugged all-terrain tires for easier bin access and tighter turning radius
- Hopper and under hopper skid plate
- Includes a pivoting skid plate that protect the bottom of the belt from debris damage and making it easier for one person clean-out

ARTICLE	PART NUMBER	MODEL	REACH	MOTOR	MAXIMUM BIN HEIGHT
1150806	15504910-BT	FX41549	21'	37 HP VANGUARD	20' 10"

# CONVEYOR

## Meridian

At up to 12,000 bushels per hour, these conveyors come with a 10" diameter tube and a 20" wide belt. The unique bottom hopper virtually eliminates leakage. They're great for loading trucks on the farm or at the seed plant and for filling the air seeder cart in the field. With its high capacity and gentle handling of your commodity, you can save time and money with the Truck Loader Series.



### STANDARD OFFERING:

- 10" tube, 20" belt
- 4 wheel hydraulic mover with joystick power steering
- Electric clutch
- 5' low profile collapsible intake hopper
- Gas or electric belt drive
- Hydraulic lift
- Adjustable spout
- Removable drawbar hitch

ARTICLE	PART NUMBER	MODEL	REACH	MOTOR	MAXIMUM EXTENDED HEIGHT
1134033	14200451801	20-45 GAS-W/MOVER	19'	40HP VANGUARD	12' 11"
1143290	14200551801	20-55 GAS-W/MOVER	21'	40HP VANGUARD	16' 4"
1150688	14200456000	20-45 CANOLA READY	19'	40HP VANGUARD	12' 11"
1151501	14200556000	20-55 CANOLA READY	21'	40HP VANGUARD	16' 4"

# STX<sup>2</sup> TRUCKLOAD AUGER

AGI Westfield

AGI Westfield's truck auger has been engineered to withstand the demands of farming today. The STX<sup>2</sup> was built for durability, longevity and capacity. With the STX<sup>2</sup>, you'll get the job done fast.

Capacities:

8" = up to 3,500 bu/hr

10" = up to 5,500 bu/hr



## STANDARD OFFERING:

- Self-leveling motor mount
- Removable intake flight with Wear Edge Technology™
- Reduction geared with automotive break
- Heavier gearbox
- Flighting rolled directly to shaft
- Reversing gearbox
- Clutch kit
- Battery
- Light kit
- 15" tires
- Self-propel kit
- Hydraulic winch
- All-wheel drive heavy-duty mover kit available with greater reach and maneuverability

ARTICLE	PART NUMBER	DESCRIPTION	HEAVY DUTY ALL WHEEL DRIVE	BATTERY MOUNT	BATTERY	MOTOR	MAXIMUM BIN HEIGHT
1130452	01-STX20841SPCB	STX2 8-41	N	Y	Y	KOHLER 20 HP	24' 6"
1130453	01-STX20851SPCB	STX2 8-51	N	Y	Y	VANGUARD 40 HP EFI	29'
1130454	01-STX21041SPHCBH	STX2 10-41	Y	Y	Y	VANGUARD 40 HP EFI	24' 6"
1130455	01-STX21051SPHCB	STX2 10-51	Y	Y	Y	VANGUARD 40 HP EFI	29'
1147489	01-STX20851SPHCB	STX2 8-51	Y	Y	Y	VANGUARD 40 HP EFI	29'
1148424	01-STX21046SPHCB	STX2 10-46	Y	Y	Y	VANGUARD 40 HP EFI	26' 1"

# TRUCKLOAD AUGER

## Meridian

Meridian's belt drive auger is one of the fastest, and quietest with a high level of safety. This high quality auger provides stability and versatility on the farm with efficiencies that get the job done faster. All hydraulic controls are at your finger tips.

Capacities:

8" = up to 3000 bu/hr

10" = up to 6000 bu/hr

12" = up to 10000 bu/hr

### STANDARD OFFERING:

- Square structural tubing on undercarriage
- Self-leveling motor mount
- More reach for going under large-diameter hopper bins
- Clutch kit
- High performance brake winch
- Heavier gearbox
- Flighting rolled directly to shaft
- Reversing gear box
- Light kit
- Battery/cable
- 15" tires
- Shovel included

### WHAT IS THE DIFFERENCE BETWEEN HD AND TL?

HD (Heavy-Duty) augers are built with heavier features than the TL (Truck Load). The TL is built off of the diameter-smaller undercarriage and system of the HD. For example, a TL12 is built with the same undercarriage and belt as the HD10.



ARTICLE	PART NUMBER	DESCRIPTION	HEAVY DUTY ALL WHEEL DRIVE	BATTERY MOUNT	BATTERY	MOTOR	MAXIMUM EXTENDED HEIGHT
1104303	14080399802	HD 8-39 FE	Y	Y	Y	KOHLER 26.5 HP EFI	23' 7"
1104302	14080469802	HD 8-46 FE	Y	Y	Y	KOHLER 26.5 HP EFI	27' 7"
1146156	14080599806	HD 8-59 FE	Y	Y	Y	KOHLER 38 HP EFI	33' 6"
1104325	14100399806	TL 10-39 FE	N	Y	Y	KOHLER 35 HP	23' 7"
1104304	14100469806	HD 10-46 FE	Y	Y	Y	KOHLER 35 HP	27' 7"
1151501	14100469807	HD 10-46 FE	Y	Y	Y	VANGUARD 40 HP EFI	27' 7"
1146116	14100399807	TL 12-39 FE	N	Y	Y	VANGUARD 40 HP EFI	23' 7"

# UTX U-TROUGH AUGER

AGI Westfield

The AGI Westfield UTX U-Trough Auger is a high performance, high capacity auger that's ready to make your job easier and help you finish in record time. This impressive and fully-loaded auger can handle up to 9,000 BPH.



## STANDARD OFFERING:

- Removable intake flight with Wear Edge Technology™
- Durable powder-coat paint
- Removable tow bar
- Solid tube guard
- Square one-bolt flight connections
- Hydraulic winch
- Triple-banded belts
- Top drive chain tensioner
- Triple-groove electric clutch
- Reversing gearbox
- Collapsing spring-loaded hopper extension
- Heavy-duty all-wheel-drive self-propelled mover kit with joystick hydraulic steering

ARTICLE	PART NUMBER	DESCRIPTION	MOTOR	BELT	MAXIMUM BIN HEIGHT
1137296	01-WFUTX44	U-TROUGH AUGER	40 HP VANGUARD	TRIPLE BANDED	18' 4"

# MKX<sup>2</sup> SWING AUGER

AGI Westfield

The MKX<sup>2</sup> series features over 75 proven performance enhancements including precision-engineered flighting and a commercial strength frame.

The MKX(2) series is available in:  
10" dia. for up to 6,600 bu/hr  
13" dia. for up to 11,000 bu/hr  
16" dia. for up to 23,000 bu/hr

For faster unload speeds, consider larger diameter augers. When choosing a length, it is important to consider the size of bins currently in use and any plans of farm expansion. Also note that most bins require additional height to accommodate a pad or slope in the yard.

## STANDARD OFFERING:

- Wear Edge Technology™
- 12-gauge tube
- Long lasting powder coat paint
- Six easily accessible service points
- Extended two-year warranty, year two, parts only
- Heavy-duty cable or commercial strength steel trussing on select models
- Light kit
- Open discharge spout
- Responsive steerable axles
- More durable boot section



ARTICLE	PART NUMBER	HOPPER TYPE:	HYDRAULIC WINCH	REMOTE ELECTRIC POWER SWING	TIRES	MAXIMUM BIN HEIGHT
1145846	01-MKX21063CBR	LOW PROFILE	Y	Y	15"	41' 6"
1145847	01-MKX21073CBR	LOW PROFILE	Y	Y	15"	48' 4"
1145848	01-MKX21374CBR	LOW PROFILE	Y	Y	16"	45' 7"
1145849	01-MKX21384CBR	LOW PROFILE	Y	Y	16"	59' 5"
1145850	01-MKX2130-94CBR	LOW PROFILE	Y	Y	16"	60' 3"
1140762	01-MKX213-84XTEND	RETRACTABLE LOW PROFILE	Y	HYDRAULIC	16"	59' 5"
1147502	01-MKX213-94XTEND	RETRACTABLE LOW PROFILE	Y	HYDRAULIC	16"	60' 3"

# SWING AUGER

## Meridian

Meridian's Swing Auger offers the lowest and longest hopper on the market. At just under 10 inches, it's ideal for use with low-profile trucks. The longer, wider design maximizes reach. This design increases handling capacity and reduces spillage.



### STANDARD OFFERING:

- Heavy-duty gear box in feed auger and main tube can handle any delivery challenge
- Hopper lift accommodates left or right use on auger tube
- Transition enclosed from feed auger to main tube for less dust
- Hopper self-leveling drive system that turns Super-edge flighting auger toward center of hopper
- Scissor lift allows closer positioning to tall bins
- Roll form flight onto tube
- Longer lasting, smooth, quiet
- Light kit

ARTICLE	PART NUMBER	DESCRIPTION	HOPPER (H" X L" X W")	HYD WINCH FOR SWING	TIRES	MAXIMUM EXTENDED HEIGHT
1146309	14100750000	MERIDIAN 10-75	62" X 36" X 9-3/8"	Y	16"	45'
1135969	14130750012	MERIDIAN 13-75	62" X 41.5" X 13"	Y	16"	44' 4"
1138909	14130850012	MERIDIAN 13-85	62" X 41.5" X 13"	Y	16"	49' 7"
1105841	14001402901	MERIDIAN 14-95	74" X 46" X 12-3/4"	Y	22.5"	69' 3"
1105843	14001403501	MERIDIAN 14-115	74" X 46" X 12-3/4"	Y	22.5"	83' 3"

# SWING AUGER

Meridian

Meridian's SLMD - Scissor Lift Mechanical Drive. This series of augers features a unique 'Reverse Scissor' design, where the frame pushes out toward the frame.



## STANDARD OFFERING:

- SLMD Reversing Kit for closer positioning of swing auger to tall bins
- Left or right use on auger tube, accommodating any operating situation
- Heavy duty gear box in feed auger and main tube
- Spline and hub flight assembly connection
- Continuous Cup 1/4" Super-Edge™ Flight
- Extendable axle
- Longer lasting performance, smooth and efficient

ARTICLE	PART NUMBER	DESCRIPTION	HOPPER (H" X L" X W")	HYD WINCH FOR SWING	TIRES	MAXIMUM BIN HEIGHT
1105832	14001202205	SLMD 12-72	52" X 41.5" X 13"	Y	16"	45' 6"
1105834	14001202605	SLMD 12-85	52" X 41.5" X 13"	Y	16"	53' 7"

# AUGER ACCESSORIES FOR TRUCK AND SWING AUGERS

## NEVER SPILL SPOUT

The Never Spill Spout sounds an alarm when your bin is full, preventing spillage. You'll never overfill a bin again or have to climb a ladder to check how full it is. No more plugging augers, using individual bin indicators or spilling bushels.

ARTICLE	DESCRIPTION	SIZE
1136435	NEVER SPILL SPOUT	10"
1136436	NEVER SPILL SPOUT	12" - 14"
1136437	NEVER SPILL SPOUT	16"

## NO SNAG DOWNSPOUT & THE FLEX SPOUT

The No Snag Downspout and the Flex Spout are flexible grain discharge spouts that provide excellent adjustability, allowing precise grain placement into bins or trucks while minimizing spillage and wind interference.

ARTICLE	DESCRIPTION	SIZE
1099640	2 SECTION NO SNAG DOWNSPOUT	10"
1099641	3 SECTION NO SNAG DOWNSPOUT	13"
77856	ROUND FLEX SPOUT	6" - 7"
77874	ROUND FLEX SPOUT	8" - 10"
788614	ROUND FLEX SPOUT	13"



# AUGER ACCESSORIES FOR TRUCK AND SWING AUGERS

## HOPPERS

Hoppers provide small-to-large capacity for grain storage and handling.

ARTICLE	DESCRIPTION	SIZE
1099638	HOPPER W/STRAPS GREEN	8"
1099369	HOPPER W/STRAPS ORANGE	10"
1099637	HOPPER W/STRAPS BLUE	13"
80628	HOPPER WHOPPER	6" - 16"
352638	HOPPER WHOPPER LO-PRO	6" - 16"
317561	HOPPER MINIT F/UTIL AUGER	4" - 6"
80619	STANDARD HOPPER	8" - 10"



# UTILITY AUGERS & EXTENSIONS

AGI Westfield

AGI Westfield offers a line of utility augers which work well in stationary applications like grain and feed bins, or bulk tanks. Utility augers are available in 4", 6", 8" and 10" diameters in various lengths.



The table below outlines each AGI Westfield Utility Auger along with the compatible extension. All utility augers come with a parts box which includes; belt, pulley, cage, guards for around the belt and manual.

ARTICLE	PART NUMBER	DESCRIPTION	EXTENSION OPTIONS	ARTICLE	PART NUMBER
83108	UB411	UTIL 4"X11'	XTN 4"X5'	83117	UX405
			XTN 4"X10'	83126	UX410
83135	UB616	UTIL 6"X16'	XTN 6"X5'	83144	UX605
			XTN 6"X10'	82939	UX610
			XTN 6"X15'	178658	UX615
423580	UB816	UTIL 8"X16'	XTN 8"X5'	423571	UX805
			XTN 8"X10'	523311	UX810
			XTN 8"X15'	523320	UX815
794000	UB1016	UTIL 10"X16'	XTN 10"X 5'	794019	UX1005
			XTN 10"X10'	794028	UX1010
			XTN 10"X15'	523339	UX1015

Motor sold separately.

# UTILITY AUGERS & EXTENSIONS

Meridian

Meridian offers a line of utility augers which work well in stationary applications like grain and feed bins, or bulk tanks. Utility augers are available in 6", 8" and 10" diameters in various lengths.



The table below outlines each Meridian Utility Auger along with the compatible extension. All utility augers come with a parts box which includes; belt, pulley, cage, guards for around the belt and manual.

ARTICLE	PART NUMBER	DESCRIPTION	EXTENSION OPTIONS	ARTICLE	PART NUMBER
1141547	UA 616	AUGER UTIL MER 6"X16'	XTN 6"X5'	1141660	UX605
			XTN 6"X10'	1141661	UX610
			XTN 6"X15'	1141550	UX 615
1141548	UA 816	AUGER UTIL MER 8"X16'	XTN 8"X5'	1141662	UX805
			XTN 8"X10'	1141663	UX810
			XTN 8"X15'	1141664	UX815
1141549	UA 1016	AUGER UTIL MER 10"X16'			

Motor sold separately.

# UTILITY AUGER HORSEPOWER & ELECTRIC MOTOR SPECIFICATIONS

## HORSEPOWER (HP) REQUIREMENTS

LENGTH X DIAMETER	4"	6"	8"	10"	13"
11'	0.75				
16' - 21'	0.75 - 1	1.5 - 2	3	3 - 5	10
26' - 31'	1 - 1.5	3	5	5 - 7.5	15
36' - 41'	1.5 - 2	3 - 5	5 - 7.5	7.5 - 10	20
46' - 51'	2 - 3	5	7.5 - 10	10 - 15	
56' - 61'		7.5	10	15 - 20	

## ELECTRIC MOTOR OPTIONS

HORSEPOWER	ARTICLE	DESCRIPTION
0.75	18233	MOTOR FARM DUTY 0.75HP
1	18180	MOTOR FARM DUTY 1HP
1.5	18199	MOTOR FARM DUTY 1.5HP
2	18215	MOTOR FARM DUTY 2HP
3	1146637	MOTOR FARM DUTY 3HP
5	1146636	MOTOR FARM DUTY 5HP
5 - EXTRA TORQUE	1146960	MOTOR FARM DUTY 5HP 208-230V
5+	SPECIAL ORDER	

## REPLACEMENT MOTOR PULLEYS

DIAMETER	4"	6"	8"	10"
RECOMMENDED PULLEY SIZE FOR 1750 RPM MOTORS	SINGLE BELT PULLEY 2" - 2.25"	DOUBLE BELT PULLEY 3.5" - 4"	DOUBLE BELT PULLEY 3.5" - 4"	DOUBLE BELT PULLEY 3.5" - 4"
UFA PULLEY OR SHEAVE ARTICLE(S)	90038	184268	184268	184268
ADDITIONAL HUB ARTICLE IF REQUIRED		123128	123128	123128

# FEED BINS

## Meridian

Meridian Smooth Wall Feed Bins are engineered for superior feed quality and management. Designed for livestock operations, these bins deliver efficient, contamination-free storage for bulk feed and supplements, making them a reliable solution for poultry, dairy, and other farm applications.



### STANDARD OFFERING:

- Fully welded seams
- Powder coat paint finish
  - interior and exterior
- 55° to 60° cone, promotes efficient gravity unloading
- Superior self clean-out
- Rack-and-Pinion Slide Gate: For precise flow control
- Can be placed on gravel or concrete pad
- Manway
- No entry concerns
- 27" Spring loaded vented top lip
- 30" Minimum clearance under bottom slide
- Life span 40-plus years

ARTICLE	MODEL	VENDOR PART #	DIAMETER	CONE SLOPE	APPROX. BUSHELS	CUBIC FEET	IMP. TONS	METRIC TONNES	BIN HEIGHT	SKID* SOLD SEPARATELY	SKID ARTICLE
1151601	705	80705	7'	60°	255	300	6	5.4	14' 11"	7' FEED BIN SKID	1151606
1151602	808	80808	8"	55°	462	543	10.9	9.9	18' 1"	8' FEED BIN SKID	1151607
1151603	810	80810	8"	55°	547	644	12.9	11.7	20' 1"	8' FEED BIN SKID	1151607
1151604	910	80910	9"	55°	712	838	16.8	15.2	21' 2"	9' FEED BIN SKID	1151608
1151605	1015	81015	10"	55°	1237	1,455	29.1	26.4	27' 3"	10' FEED BIN SKID	1151609

### FEED BIN ACCESSORIES

ARTICLE	VENDOR PART #	DESCRIPTION	SIZE
1151598	35200	AUGER MOUNTING KIT	4"
1151599	35201	AUGER MOUNTING KIT	6"
1151600	35203	AUGER MOUNTING KIT	8"
1151595	44412	AUGER BOOT CLAMP STYLE 40°	4"
1151596	44450	AUGER BOOT FLANGED 40°	6"
1151597	44541	AUGER BOOT FLANGED 40°	8"

# MULTI-PURPOSE SMOOTHWALL BINS

Meridian

Powder Coat Interior  
on Multi-Purpose Bins


View Glass Indicator (x3)

Powder Coat Exterior

Fully Welded Seams

4' or 5' Sheet Size

Stainless Steel  
Rack-n-Pinion Slide assembly



**MERIDIAN**

Manway



40° Std. Cone



Bin Lid Opener



Retractable Ladder

Poke Hole  
HSS (Hollow  
Structural Steel) Legs  
Optional Double  
Base (Skid) available

Model Name Breakdown

**1620**  
Width Sidewall

**16'**  
Std. Clearance

**20'**  
Standard



© 2025 Meridian Manufacturing Inc. Registered Trademarks Used Under Permission. (05/2025)

# MULTI-PURPOSE SMOOTHWALL BINS

Meridian

The Meridian Multipurpose Bin is a smoothwall hopper bottom bin engineered for versatile bulk storage—including fertilizer, grain, seed, feed, and dry granular commodities. Its design emphasizes durability, cleanliness, and operational flexibility, making it ideal for both agricultural and industrial use.



## STANDARD OFFERING:

- Fully welded seams and powder-coated interior/exterior
- 40° cone, promotes efficient gravity unloading
- Superior self clean-out
- Rack-and-pinion slide gate ensures precise flow control
- Retractable ladder
- Poke hole
- View glass x 3
- No entry concerns
- Bin lid opener
- Can be placed on gravel or concrete pad
- Life span of 40-plus years

## UFA STANDARD PACKAGES:

ARTICLE	MODEL	POKE HOLE	MAN HOLE	VENT	SKID*	SKID ARTICLE	BIN HEIGHT	AUGER LENGTH	APPROX BU CAPACITY
<b>BIN ONLY - WITH STAINLESS STEEL GATE ASSEMBLY W/ MANHOLE</b>									
1150024	MER M/P 1620	Y	N	N	16DS5	862551	34'	66'	4100
1150035	MER M/P 1625	Y	N	N	16DS7	862560	39'	66'	4900
1150036	MER M/P 1630	Y	N	N	16DS7	862560	44'	72'	5800
1150037	MER M/P 1820	Y	N	N	18DS7	1150056	35'	66'	5300
1150038	MER M/P 1825	Y	N	N	18DS7	1150056	40'	66'	6400
1150039	MER M/P 1830	Y	N	N	18TS5	1150056	45'	79'	7400
<b>BIN ONLY - WITHOUT STAINLESS STEEL GATE ASSEMBLY W/ MANHOLE</b>									
1087922	MER M/P 1620	Y	N	N	16DS5	862551	34'	66'	4100
1087923	MER M/P 1625	Y	N	N	16DS7	862560	39'	66'	4900
1087924	MER M/P 1630	Y	N	N	16DS7	862560	44'	72'	5800

\*SOLD SEPARATELY

# GRAINMAX SMOOTHWALL BINS


Meridian

Roof Manhole



Roof Vents (x2)

Manway




View Glass Indicator (x3)

Powder Coat Exterior

Fully Welded Seams

4' or 5' Sheet Size

Vertical Aeration



40° Std. Cone




Bin Lid Opener



Retractable Ladder

Optional Double  
Base (Skid) available.



# GRAINMAX SMOOTHWALL BINS

Meridian

The Meridian GrainMax bin is a smoothwall hopper bottom grain bin designed for superior grain storage and handling. Unlike corrugated bins, it features a seamless, fully welded interior—meaning no bolts or ribs—which makes it self-cleaning, safer, and easier to unload.



## STANDARD OFFERING:

- 40° cone, promotes efficient gravity unloading
- Superior self clean-out
- Rack-and-pinion slide gate for precise flow control
- Can be placed on gravel or concrete pad
- View glass x 3
- Life span 40-plus years

## UFA STANDARD PACKAGES:

ARTICLE	MODEL	POKE HOLE	MAN HOLE	VENT	SKID*	SKID ARTICLE	BIN HEIGHT	AUGER LENGTH	APPROX BU CAPACITY
BIN ONLY W/MANHOLE									
1098117	MER GM 3000 AIRMAX	N	Y	Y	16DS5	862551	29'	53'	3200
1098119	MER GM 4000 AIRMAX	N	Y	Y	16DS5	862551	34'	59'	4100
1098121	MER GM 5000 AIRMAX	N	Y	Y	16DS5	862551	39'	66'	4900
1150483	MER GM 6000 AIRMAX	N	Y	Y	16DS7	1150056	44'	72'	5800
1150484	MER GM 5300 AIRMAX	N	Y	Y	18DS7	1150056	36'	59'	5300
1150565	MER GM 6400 AIRMAX	N	Y	Y	18DS7	1150056	41'	66'	6300
1145865	MER GM 7500 AIRMAX	N	Y	Y	18DS7	1150056	45'	79'	7400

\*SOLD SEPARATELY

## SMOOTH WALL BIN ACCESSORIES:

ARTICLE	DESCRIPTION	ARTICLE	DESCRIPTION	ARTICLE	DESCRIPTION
1104410	NYLON BUSH GATE ROLLER	1147134	SLIDESHAFT WITH SPROCKET	1122306	LID SPRING
1147133	BUSH GATE SHAFT MER 3/4"	1106448	VIEW GLASS	1129636	BIN LEVEL ALERT INDICATOR

# 9 REASONS WHY YOU NEED A HOPPER BOTTOM BIN

---

## 1. THEY'RE BUILT FOR CONSTANT LOADING AND UNLOADING.

If you're frequently moving product, this setup keeps you going instead of fighting your equipment.

## 2. YOU GET QUICK, CLEAN EMPTYING.

Less leftover material means fewer sanitation headaches and less time wasted scraping out the last little bit.

## 3. THEY OFFER CONTROLLED AIRFLOW THAT ACTUALLY WORKS.

Hopper cones make it easy to manage moisture and keep your grain in better shape.

## 4. THEY'RE RELIABLE FOR SHORT-TERM OR WET GRAIN.

Perfect for when you need a dependable bin that won't let you down during tough conditions.

## 5. THEY'RE IDEAL FOR SMALLER VOLUME STORAGE.

When you don't need a massive tank, a hopper bin gives you efficient capacity without overkill.

## 6. GRAVITY DOES THE HEAVY LIFTING.

That means faster unloading with fewer moving parts to break down.

## 7. THEY'RE TOUGH ON DENTS AND DAMAGE.

They can handle real-world abuse without turning into a repair project.

## 8. LESS WEAR ON YOUR MECHANICAL SYSTEMS.

The hopper cone reduces strain so your augers and unloaders last longer.


## 9. THEY OFFER A SAFER WAY TO UNLOAD.

Less climbing, less messing around inside the bin and fewer chances to get hurt doing risky manual clean-outs.

# CORRUGATED HOPPER PACKAGES

## Meridian Bin with Prairie Steel Hopper

The below packages feature a Meridian Bin Package with a Prairie Steel hopper cone and skid. Prairie Steel hopper cones and skids are engineered for durability, efficiency and long-term performance. Prairie Steel Hopper Cones are delivered direct to farm from the vendor.



### STANDARD OFFERING:

- 30° bin roof
- 27' dia. bin lid & remote opener
- Roof inspection hatch
- 5" corrugated wall sheets
- Sidewall ladder (with no cage)
- Roof ladder c/w side hand rail
- LevALERT® - grain level gauge
- 35° hopper cone
- Rack & pinion slide gate
- Double or triple skid
- Powder coated paint finish
- Direct to farm delivery

MODEL	ARTICLE	APPROX BU	CONE (DEGREE)	LEVEL ALERT	VERTICAL AERATION	VENT	FAN (HP)	MINIMUM RECOMMENDED AUGER AT 35°
1806	1151465	5600	35	Y	Y	2	5 FC	66'
2106	1151466	7500	35	Y	Y	3	7.5 FC	72'
2406	1151503	10500	35	Y	Y	3	10 FC	72'

# CORRUGATED HOPPER PACKAGES

Meridian

Meridian's 5" corrugated wall sheets allow for a wider 47" sheet increasing the overall capacity of the bin compared to other bin manufacturers.

Meridian's 27" diameter lid and remote bin lid opener makes accessing the bin with an auger quick and easy.



## STANDARD OFFERING:

- 30° bin roof
- 27" diameter bin lid
- Roof inspection hatch
- 5" corrugated wall sheets
- Sidewall ladder (with no cage)
- Roof ladder c/w side hand rail
- LevALERT® - grain level gauge
- 35° hopper cone
- Rack & pinion slide gate
- Double or triple skid
- Powder coated paint finish

MODEL	ARTICLE	APPROX BU	CONE (DEGREE)	LEVEL ALERT	VERTICAL AERATION	VENT	FAN (HP)	RECOMMENDED AUGER
1506	1146397 W/ AIR - 1147674	3900	40	Y	Y & N	WITH AIR - 2 WITHOUT AIR - 0	5 FC	59'
1805	1150225	4800	35	Y	Y	2	5 FC	59'
1806	1150226	5600	35	Y	Y	2	7.5 FC	66'
2106	1150227	7900	35	Y	Y	3	7 FC	72'
2406	1150228	10,000	35	Y	Y	3	10 FC	72'

# CORRUGATED HOPPER PACKAGES

## Meridian Bin with Sunrise Hopper

The below packages feature a Meridian Bin Package with a Sunrise hopper cone and skid. Sunrise hopper cones and skids are known for their robust construction and versatility.



### STANDARD OFFERING:

- 30° bin roof
- 27" diameter bin lid
- Roof inspection hatch
- 5" corrugated wall sheets
- Sidewall ladder (with no cage)
- Roof ladder c/w side hand rail
- LevALERT® - grain level gauge
- 35° hopper cone
- Rack & pinion slide gate
- Welded hopper cone with foundation
- 28" discharge clearance
- Sunrise 3 or 4 ring skid with aeration

MODEL	ARTICLE	APPROX BU	CONE (DEGREE)	LEVEL ALERT	VERTICAL AERATION	VENT	FAN (HP)	RECOMMENDED AUGER
1806	1150232	5600	35	Y	Y	2	7.5 FC	66'
2406	1150228	10,400	35	Y	Y	3	10 FC	72'

# CORRUGATED HOPPER PACKAGES

## AGI Westeel

All AGI Westeel 4" Corrugated Hopper Combo bins are professionally engineered to provide optimum structural integrity from top to bottom.

The AGI Westeel Hopper Cone has been specifically engineered to provide optimum support for your Westeel Wide-Corr bin, thus protecting your investment and ensuring decades of worry-free operation.



### STANDARD OFFERING:

- 30° bin roof
- 33" diameter bin lid
- Roof inspection hatch
- Galvanized roof vents
- 4" corrugated
- Sidewall ladder (with no cage)
- Roof ladder
- Sight glass
- 35° hopper cone
- Rack & pinion slide gate with long handle
- 24" discharge clearance
- Welded hopper cone with skid
- 5-year warranty on corrugated bins
- 5-year structural warranty on hopper cones
- 12-month warranty on hopper cone paint

MODEL	ARTICLE	APPROX BU	CONE (DEGREE)	SIGHT GLASS	VERTICAL AERATION	VENT	FAN (HP)	RECOMMENDED AUGER
1806	1150229	5500	35	Y	Y	3	5 HP FC	65'
2106	1150230	7600	35	Y	Y	3	7.5 HP FC	69'
2406	1150231	10,000	35	Y	Y	4	10 HP FC	73'

# CORRUGATED HOPPER PACKAGES

## AGI Westeel bin with Sunrise hopper

The below packages feature a Westeel Bin Package with a Sunrise hopper cone and skid. Sunrise hopper cones and skids are known for their robust construction and versatility.



### STANDARD OFFERING:

- 30° bin roof
- 33" diameter bin lid
- Roof inspection hatch
- Galvanized roof vents
- 4" corrugated
- Sidewall ladder (with no cage)
- Roof ladder
- Sight glass
- 5-year warranty on corrugated bins
- 35° hopper cone
- Rack & pinion slide gate
- Welded hopper cone with foundation
- 28" discharge clearance
- Sunrise 3 to 4 ring skid with aeration

MODEL	ARTICLE	BUSHEL	CONE (DEGREE)	SIGHT GLASS	VERTICAL AERATION	VENT	FAN (HP)	RECOMMENDED AUGER
1806	1150233	5500	35	Y	Y	3	5 HP FC	65'
2406	1150234	10000	35	Y	Y	4	10 HP FC	73'

# CORRUGATED HOPPER PACKAGES OPTIONS

## FAN ACCESSORIES

ARTICLE	VENDOR	DESCRIPTION	FOR BIN PACKAGE
1134211	MERIDIAN	FAN STAND	1806/2106/2406
1133940	AGI WESTEEL	FAN SUPPORT	1806/2106
1133945	AGI WESTEEL	FAN ADAPT	2106
1133941	AGI WESTEEL	FAN SUPPORT	2406

## AGI FANS

PLEASE SEE PAGES 32 AND 33 FOR COMPLETE SELECTION

## HEATERS

PLEASE SEE PAGES 36 AND 37 FOR COMPLETE SELECTION AND RECOMMENDATION GUIDELINES

## LADDERS

ARTICLE	VENDOR	DESCRIPTION	FOR BIN PACKAGE
1130198	AGI WESTEEL	LADDER EXTENSION	1806
1130200	AGI WESTEEL	LADDER EXTENSION	2106
1141115	AGI WESTEEL	LADDER EXTENSION	2406
1099187	AGI WESTEEL	LADDER SAFETY CAGE 6 TIER PKG	1806/2106/2406

## TEMPERATURE CABLES

ARTICLE	VENDOR	FOR BIN PACKAGE
1143624	AGI WESTEEL	1806
1134724	MERIDIAN	1806
1143645	AGI WESTEEL	2106
1143620	MERIDIAN	2106
1143646	AGI WESTEEL	2406
1143621	MERIDIAN	2406

## BIN ANCHORS

ARTICLE	DESCRIPTION
802331	2.5" X 29"
802340	3" X 43"
791165	4" X 43"
1128786	6" X 43"
1122274	6" X 60"

# SUNRISE HOPPERS

## STANDARD OFFERING:

- Structurally engineered
- Sandblasted, painted and primed exterior, primed interior
- Eight legs, two ring skid
- 32-degree cone
- 18" inspection hole
- 18" discharge opening



## OPTIONS:

- 18" tube aeration
- Vertical rocket aeration
- Alternative cone slope- 40-55 degrees
- 14' capacity 170 bu
- 16' capacity 440 bu

Will fit Twister and Westeel 14' and 19' bins



ARTICLE	VENDOR PRODUCT #	DESCRIPTION	BIN SIZE	WITH EXTENSION	WITH AIR
1135302	B14SOE	HOPPER AND SKID FOR BUTLER	14'	Y	N
1135303	W14SAE	HOPPER AND SKID FOR WESTEEL / TWISTER	14'	Y	N
1135949	W14SOE	HOPPER AND SKID FOR WESTEEL/ TWISTER	14'	Y	N
1135950	W14SAO	HOPPER AND SKID FOR WESTEEL/ TWISTER	14'	N	Y
1127202	W14SOO	HOPPER AND SKID FOR WESTEEL/TWISTER	14'	N	N
1135301	B14SO	HOPPER AND SKID FOR BUTLER	14'	N	N
1150298	S18SOO	HOPPER CONE AND SKID FOR MERIDIAN	18'	N	Y
1127204	W18SOO	HOPPER CONE AND SKID FOR WESTEEL	18'	N	Y
1144508	W19SAO	HOPPER AND SKID FOR WESTEEL/TWISTER	19'	N	Y
1127205	W19SOO	HOPPER AND SKID FOR WESTEEL/ TWISTER	19'	N	N
1145851	W19SAE	HOPPER AND SKID FOR WESTEEL / TWISTER	19'	Y	N
1127206	W21SAO	HOPPER AND SKID FOR WESTEEL	21'	N	Y
1148716	S24SOO	HOPPER CONE AND SKID FOR MERIDIAN	24'	N	Y
1127208	S24S000-LD	LIGHT DUTY HOPPER CONE AND SKID FOR WESTEEL	24'	N	N

# STANDARD CORR

## AGI Westeel

The Standard Corr bin is a traditional corrugated steel grain bin designed for general-purpose bulk storage. It's a legacy model known for durability, structural strength, and long-term value, especially in Western Canadian farming operations.



Though this is a legacy bin, UFA offers **replacement bin sheets** and **hopper cones**, allowing farmers to extend the life of existing Standard Corr Bins. **Note these parts are being discontinued by the vendor, and are subject to availability.**

### REPLACEMENT BIN SHEETS AGI WESTEEL

ARTICLE	DESCRIPTION	PART NUMBER	LENGTH
1138803	HALF WALL SHEET	236111	14'
1138804	FULL WALL SHEET	236209	19'
387361	FULL WALL SHEET	236103	14'

### HOPPER CONES AGI WESTEEL & SUNRISE

ARTICLE	ARTICLE DESCRIPTION	HOPPER CONE SIZE	SKID INCLUDED	AIR INCLUDED	EXTENSION INCLUDED
1127202	HOPPER AND SKID FOR WESTEEL / TWISTER	14'	Y	N	N
1135950	HOPPER AND SKID FOR WESTEEL / TWISTER	14'	Y	Y	N
1135302	HOPPER AND SKID FOR BUTLER	14'	Y	N	Y
1135301	HOPPER AND SKID FOR BUTLER	14' HOPPER CONE	Y	N	N
1147796	HOPPER AND SKID FOR BUTLER	14' HOPPER CONE	Y	Y	N
1135303	HOPPER AND SKID FOR WESTEEL / TWISTER	14' HOPPER CONE	Y	N	Y
1145851	HOPPER AND SKID FOR WESTEEL / TWISTER	19'	Y	Y	Y
1127205	HOPPER AND SKID FOR WESTEEL / TWISTER	19'	Y	N	N
1144508	HOPPER AND SKID FOR WESTEEL / TWISTER	19'	Y	Y	N

# GRAIN BAGS

## AGFLEX

AgFlex represents the best-in-field temporary storage solution. It features a seven-layer smart structure technology. New technology provides increased strength, puncture and tear resistance, and provides peace of mind when storing product.

AgFlex Grain Bags are 100% recyclable.



### STANDARD OFFERING:

- Readily available in times of excess grain production
- Minimal investment compared to permanent storage
- Portable: can be placed in locations of choice
- Holds grain air-tight
- Can hold up to 35,000 bushels
- Provides cost-effective storage on rented land
- Simple short-term storage

ARTICLE	VENDOR PART NUMBER	SIZE	LENGTH	WIDE/HEIGHT (FT)	APPROX BU/FT	APPROX BUSHEL CAPACITY
1077620	78358	9' X 250'	250	9	43	10720
1133592	78359	9' X 300'	300	9	43	12870
1140220	78320	10' X 200'	200	10	50	9970
1087938	78321	10' X 250'	250	10	50	12470
1087936	78322	10' X 300'	300	10	50	14970
1122085	78324	10' X 400'	400	10	50	19970
1131993	78229	10' X 500'	500	10	50	24970
1126765	79368	10.5' X 300'	300	10.5	50	14970
1126766	79443	10.5' X 400'	400	10	50	19970
1126767	79444	10.5' X 500'	500	10	50	24970
1122086	72906	12' X 500'	500	12	69	34470

# FANS

## Centrifugal

AGI has established aeration and conditioning equipment to assist you in managing your grain storage. With more than 100,000 fans in operation, AGI is the leader in aeration fan design.



### STANDARD OFFERING:

- Precision-balanced wheel for maximum airflow and efficiency
- Aerodynamically designed inlet cone
- Weatherproof electrical controls

### Centrifugal High Speed

- Available in 3-15 HP powder-coated housing with airfoil blade
- Available in 20-40 HP galvanized housing with an airfoil blade
- Airfoil precision-balanced steel blades ensure maximum airflow and efficiency
- Enclosed, fan cooled, electric motor
- 3450 rpm

ARTICLE	VENDOR PART NUMBER	HORSEPOWER	PHASE	VOLTAGE	INLET
312361	GGF-80311A	3 HP	1	208/230	9" X 14"
518309	GGF-80511A	5 HP	1	208/230	9" X 14"
513171	GGF-80711A	7.5 HP	1	208/230	9" X 14"
1072300	GGF-81011A	10 HP	1	208/230	12" X 17"
1072304	GGF-80332A	3 HP	3	208/230	9" X 14"
1072306	GGF-80532A	5 HP	3	208/230	9" X 14"
1072308	GGF-80732A	7.5 HP	3	208/230	9" X 14"
1072307	GGF-80534A	5 HP	3	460X480	9" X 14"
1072309	GGF-80734A	7.5 HP	3	460X480	9" X 14"
1075422	GGF-81034A	10 HP	3	460X480	12" X 17"

# FANS

## Inline



### Inline

- Available in 3-15 HP
- 18", 24" and 28" round powder coated housing, depending on HP
- Steel constructed airfoil rotor
- Aerodynamically designed inlet cone
- Weatherproof electrical controls
- Heavy-duty, air-over cooled motor
- 3450 rpm

ARTICLE	VENDOR PART NUMBER	HORSEPOWER	PHASE	VOLTAGE	INLET
82920	GGI-80311A	3 HP	1	208/230	18" ROUND
80717	GGI-80511A	5 HP	1	208/230	24" ROUND
853151	GGI-80711A	7 HP	1	208/230	24" ROUND
880354	GGI-81011A	10 HP	1	208/230	28" ROUND
1143634	GGI-81511A	15 HP	1	208/230	28" ROUND
1072313	GGI-80534A	5 HP	3	460/480	24" ROUND
1072315	GGI-80734A	7 HP	3	460/480	24" ROUND
1075423	GGI-81032A	10 HP	3	208/230	28" ROUND

# CUBIC FEET PER MINUTE REFERENCE SHEET

CFM (Cubic Feet per Minute) is a measure of airflow and tells you how much air the fan can move in one minute.

- Cooling/Aeration: Lower airflow is enough to maintain temperature and prevent spoilage.
- Drying: Requires much higher airflow because moisture is being removed.
- Aeration and Cooling: Higher CFM means more airflow, which helps cool grain faster and maintain uniform temperature.
- Moisture Control: Adequate airflow is critical for drying or preventing spoilage.
- Sizing Fans: The required CFM depends on bin diameter, grain depth, and the purpose (cooling vs. drying).

GRAIN TYPE	CANOLA	WHEAT	BARLEY	CORN	SUNFLOWER
COOLING	0.1-0.2 CFM/BU	0.1-0.2 CFM/BU	0.1-0.2 CFM/BU	0.1-0.2 CFM/BU	0.1-0.2 CFM/BU
DRYING	0.5-1.0 CFM/BU	1.0-2.0 CFM/BU	1.0-2.0 CFM/BU	1.0-2.0 CFM/BU	0.5-1.0 CFM/BU

## HIGH SPEED (3450 RPM) AIR DELIVERIES (CFM) inches in static pressure

MODEL	HP	0	2	4	6	8	10	12	14	16	18	20
GGF-803**	3	3,710	3,430	3,120	2,740	2,260						
GGF-805**	5	4,930	4,800	4,100	3,530	3,140	1,980					
GGF-807**	7.5	5,750	5,500	5,140	4,560	4,140	3,480	2,410				
GGF-810**	10	7,320	6,950	6,260	5,840	5,500	5,150	4,750	4,240			
GGF-8153*	15	9,280	8,920	8,450	7,950	7,380	6,630	6,050	5,200			
GGF-8203*	20	9,300	9,060	8,670	8,130	7,780	7,340	6,840	6,240	5,570	4,720	3,700
GGF-8253*	25	10,850	10,520	9,930	9,380	8,710	8,070	7,410	6,570	5,560	4,230	3,200
GGF-8303*	30	13,950	13,540	12,990	12,310	11,630	10,560	9,870	9,030	8,080	7,130	6,000
GGF-8403*	40	16,850	16,240	15,500	14,820	14,090	13,240	11,490	10,670	9,650	9,010	7,800

## IN-LINE (3450 RPM) AIR DELIVERIES (CFM) inches in static pressure

MODEL	HP	2	4	6	8	10	12	14
GGI-803**	3	3,690	3,020	2,130				
GGI-805**	5	5,430	4,790	4,050	1,600			
GGI-807**	7.5	6,550	5,950	5,220	4,340	1,560		
GGI-810**	10	7,750	7,220	6,550	5,850	4,960	3,640	1,000
GGI-815**	15	8,900	8,340	7,710	6,940	6,300	5,340	1,390

# ROCKETS

AGI

The Rocket® is a vertical air system that can be installed permanently for effective conditioning and drying of grain. The Retro Rocket® fits through the manhole of bins with an 18.5" opening. It is a great option for old bins that do not have an aeration system.



AGI Rocket®

AGI Retro Rocket®

## STANDARD OFFERING:

- Smooth louvered surface allows for clean unload
- Legs and internal support rings provide exceptional strength
- Maximum hopper angle 40°
- The Retro Rocket features an easy two-person install
- Improved performance through new design provides more air to centre of bin
- Improved design results in increased vertical loading up to 30' in grain height up to 40' on commercial Rocket

ARTICLE	PART NUMBER	DESCRIPTION	MAX BIN WALL HEIGHT	MAX BIN DIAMETER
1093669	GRS 7004	RETRO ROCKET 7,000 4'	22'	19'
782923	GGR 8737	ROCKET 7,000 4'	30'	19'
1093670	GRS 7006	RETRO ROCKET 7,000 6'	22'	19'
782932	GGR 8738	ROCKET 7,000 6'	30'	19'
782914	GGR 8739	ROCKET 7,000 8'	22'	19'
1130460	GGR 8741	ROCKET 8,000 6'	30'	24'

## AERATION ACCESSORIES

ARTICLE	PRODUCT TYPE	DESCRIPTION
82911	DUCT KIT	25" FOR INLINE 14' - 15'
290269	FAN MOUNT	PLATE 18"
1130461	FAN SUPPORT	FOR
1133940		3 HP - 7.5 HP CENTRIFUGAL & 3 HP - 10 HP INLINE
783076	TRANSITION	INLET ASSEMBLY 9 X 14"

ARTICLE	PRODUCT TYPE	DESCRIPTION
1138796	FLAT FAN TRANSITION	40 X 11"
783110	ROUND FAN TRANSITION	WITH FLANGE 18" 9 X 14"
1138797		FACEPLATE 4 X 11" 28"
1099815	TRANSITION	TRANSLET 11 7/8 X 33"

# HEATERS

AGI

Incorporating a heater in your grain storage system can help remove moisture from grain and dry your grain faster. Fans allow for 24-hour drying. The heater is easily installed between a fan and a bin. AGI low-temperature downstream heaters offer grain drying inside the bin by raising the ambient air temperature by 10-12°C and reducing relative humidity by up to 50%.



## STANDARD OFFERING:

- Allows for harvesting of tough grain
- Extends available harvest periods
- Allows for early harvest
- Eliminate or manage spoilage of grain
- May improve grain grades
- Can be used with propane or natural gas

ARTICLE	PART	INLET	FAN RECOMMENDATION	BTU
858780	GGH8351	9" X 14"	5 HP OR 7 .5 HP CENTRIFUGAL	100,000
858799	GGH8352	18" ROUND	3 HP INLINE	60,000
858824	GGH8353	24" ROUND	5 HP OR 7 .5 HP INLINE	100,000
1130310	GGH-8350	9" X 14"	3 HP CENTRIFUGAL	60000

All heaters come with regulator only, hose and fittings not included. Natural gas heaters operate on pounds pressure not ounces. No changes on standard packages other than power requirements. All other sizes ordered on special order.

# HEATERS

AGI

## HEATER RECOMMENDATION GUIDELINE

### CANOLA

HEATER/FAN COMBINATION	1505	1506	1606	1805	1806	2106	2406	2707	3007	3307	3609
<b>GGH 8351</b>											
5 HP FULL CENTRIFUGAL	–	–	–	13'	13'	19'	22'	26'	26'	–	–
7.5 HP FULL CENTRIFUGAL	12'	13'	15'	19'	19'	22'	22'	26'	26'	26'	–
<b>GGH 8352</b>											
3 HP INLINE CENTRIFUGAL	–	–	–	–	–	11'	15'	20'	–	–	–

### WHEAT

HEATER/FAN COMBINATION	1505	1506	1606	1805	1806	2106	2406	2707	3007	3307	3609
<b>GGH 8351</b>											
5 HP FULL CENTRIFUGAL	13'	13'	15'	18'	21'	22'	22'	26'	26'	–	–
7.5 HP FULL CENTRIFUGAL	18'	20'	22'	18'	22'	22'	22'	26'	26'	26'	–
<b>GGH 8352</b>											
3 HP INLINE CENTRIFUGAL	–	–	–	11'	11'	17'	22'	26'	–	–	–

	Optimum heater performance in these applications
	Acceptable heater performance in these applications
	Heater operation not recommended in these applications
	Indicates sidewall height at which maximum static pressure is reached

# BENEFITS OF A CORRUGATED FLAT BOTTOM BIN:

- 
- Lower initial cost for large storage - price per bushel cheaper than a hopper bottom and a smooth wall
  - Corrugated steel resists corrosion and mechanical damage better than smooth-wall alternatives
  - Flat bottom design maximizes storage volume and is ideal for permanent installations
  - Flat bottom bins are equipped with floor aeration systems, improving grain quality and reducing spoilage
  - Compatible with sweep augers for complete clean-out with minimal labor

## STANDARD OFFERING:

1. Would you like the circular staircase with rest platform?

---

---

---

2. If there is no staircase, do you want a safety cage?

---

---

---

3. Would you like a temperature cable or a temperature and moisture cable?

---

---

---

# CORRUGATED FLAT BOTTOM BINS

AGI Westeel

This bin is engineered for superior strength and exceptional clean-out, utilizing heavy gauge, ultra-flat corrugated steel. Westeel flat bottom bins are tested for all weather conditions around the world.



## STANDARD OFFERING:

- 4" corrugation
- 52" diameter bin lid
- Full floor aeration (.050 perf)
- Lock-N-Load® floor supports
- EasyFlow® 2 11" SD U-trough
- 7 HP inline fan, single phase 230V
- Common translet and faceplate for fan
- Fan support stand
- 6 x round roof vents
- Inside ladder
- Circular staircase with tier platform
- 7" bin sweep
- Grain gauge
- Temperature cables
- 5 year warranty on corrugated bins
- Compatible unload augers: 10" & AGI UTX auger

MODEL	TIERS	APPROX BU	HEIGHT TO EAVES	HEIGHT TO FILL CAP	SWING AUGER REQUIREMENTS	TRUCK LOAD AUGER REQUIRED	STIFFENED/ UNSTIFFENED
3607	7	24,700	25' 10"	35' 7"	74'	10" X 41 UTX AUGER	STIFFENED
3609	9	31,000	33' 2"	42' 11"	84'	10" X 41 UTX AUGER	STIFFENED

No changes on standard packages other than power requirements. All other sizes ordered on special order.

Please scan QR code for flat bottom, grain systems and large bin yard project inquiries.



UFA's preferred flat bottom bin service provider.



\*Minimum purchase(s) of \$5,000 combined on all categories to qualify for patronage. Subject to UFA Board approval and ratification by the Assembly. Exclusions include: Fuel, Canola seed, select Micro Technologies Feedlot Solutions products, select petroleum products, crop nutrition, and leased purchases.

© 2026 UFA Co-operative Ltd. All rights reserved. 14579

